

15.2 Panel Mounting Plate

15.2.1 Function Description

With the operating panel mounted at the control cabinet, the user can operate and control the frequency converter from the outside of the control cabinet conveniently. To realize this function, the user needs order the panel mounting plate and its accessories additionally.

15.2.2 Recommended Opening Dimensions at Control Cabinet

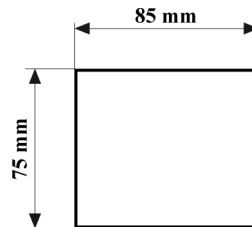


Fig. 15-1: Recommended opening dimensions at control cabinet

Mounting the Plate and the Operating Panel

Step 1

Push the mounting plate into the opening at the control cabinet:

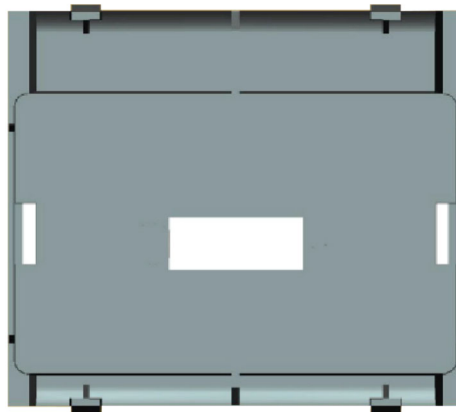


Fig. 15-2: Push the mounting plate into the opening (back view)

Step 2

Fix the mounting plate with a metal bar and 2 M4x8 screws:

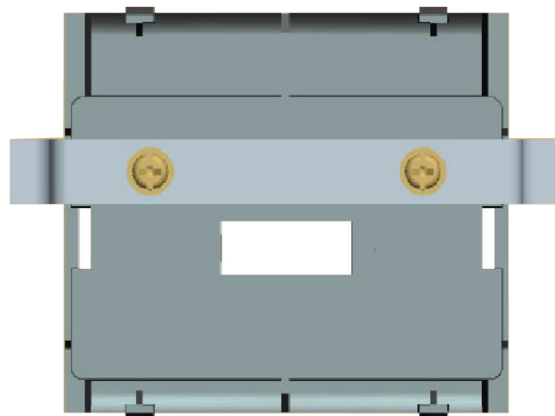


Fig. 15-3: Fix the mounting plate (back view)